

Merkur™

Fine Finish Pumps and Packages

More power and less pulsation for the best finish at the fastest rate!



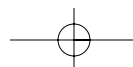
Features

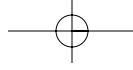
- Low pulsation output
- High flow rate delivery
- All stainless steel pump construction
- Extremely quiet air motor
- Wide range of pump ratios available including 15:1, 20:1, 30:1 and 40:1
- Pumps available in bare, wall mount and cart mount

Benefits

- Better finish with consistent pattern and film
- More speed and multiple gun capabilities
- Handles a wide range of fluids
- Comfortable working conditions
- Higher pump ratios deliver a full range of material viscosities
- Full line of products for any application

PROVEN QUALITY. LEADING TECHNOLOGY.

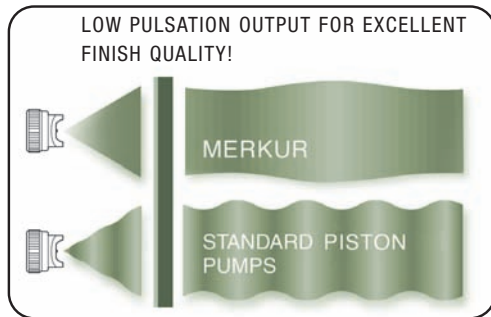




The Best Choice for High Volume, Fine-Finish Applications

More Power, Less Pulsation!

- High volume fluid delivery increases productivity and parts sprayed per shift
- Low pulsation and smooth pump changeover helps deliver an outstanding finish
- Multiple gun capabilities



Merkur pumps provide 50% less pressure pulsation than standard 2-ball piston pumps.

Note: Pump-to-pump comparison without fluid regulator.

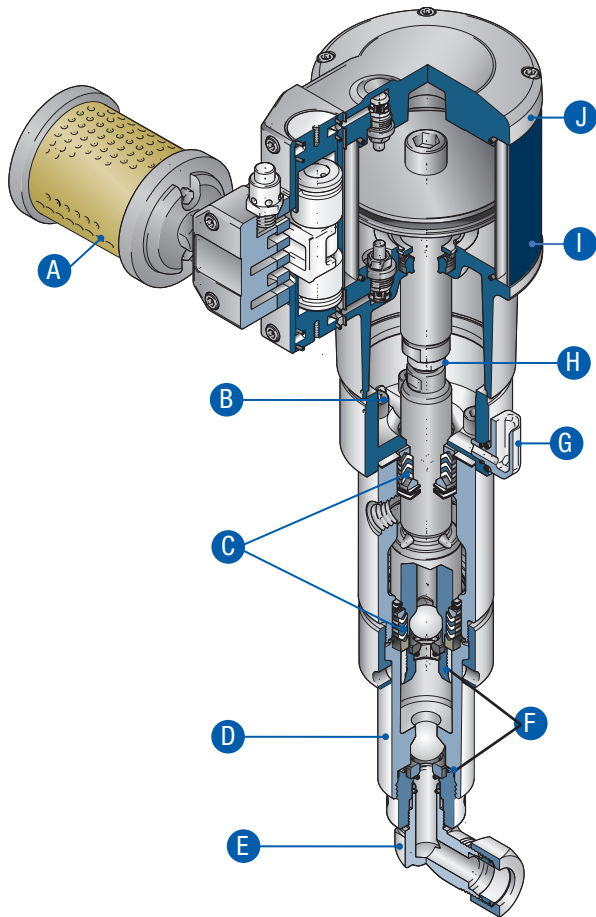
Lower Maintenance Costs

- Easy-to-flush design allows for fast color changes and reduced solvent usage
- Quick knock-down pump requires minimal tools and service time

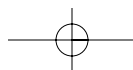
Lasting Durability

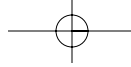
- 300 Series Stainless Steel pump construction
- High volume flow delivery at low cycle rate increases pump life
- Unique rod and seal design enhances product life

State-of-the-art pump designed for today's demanding paint and coating applications!



- A Quiet Air Motor and Muffler**
Extremely low sound level operation
- B Throat Seal Drain Plug**
Easy clean and rinse of TSL™
- C Self-Adjusting, Spring-Loaded Throat and Piston Packings**
No adjustments required to maintain long packing life
- D Quick Knock-Down Pump**
Repair foot valve, cylinder and pump housing with just a simple spanner wrench
- E 360° Inlet Swivel**
Complete flexibility and motion of siphon hose (standard on packages with siphon hose)
- F Reversible Seats**
Double the life with half the maintenance costs
- G Throat Seal Liquid (TSL) Level Indicator**
Easy maintenance and fill of TSL
- H Enclosed Throat Seal and Rod**
Minimal contamination of pumped material
- I Precision Air Motor Control**
Excellent control at low input pressures for fine finish applications
- J Simple Air Motor Design**
Minimal number of parts reduces repair time





Technical Specifications

	Merkur 15:1	Merkur 20:1	Merkur 30:1	Merkur 30:1	Merkur 40:1
Pump ratio					
Air Motor Diameter	4.3 in (110 mm)	4.3 in (110 mm)	4.3 in (110 mm)	6.3 in (160 mm)	6.3 in (160 mm)
Maximum fluid outlet pressure	1500 psi (103 bar, 10.3 MPa)	2000 psi (140 bar, 14.0 MPa)	3000 psi (210 bar, 21.0 MPa)	3000 psi (210 bar, 21.0 MPa)	4000 psi (250 bar, 25.0 MPa)
Maximum air input pressure	115 psi (8 bar, 0.8 MPa)	115 psi (8 bar, 0.8 MPa)	115 psi (8 bar, 0.8 MPa)	115 psi (8 bar, 0.8 MPa)	115 psi (8 bar, 0.8 MPa)
Fluid flow @ 60 cpm	1.6 gpm (6.0 lpm)	1.1 gpm (4.2 lpm)	0.6 gpm (2.4 lpm)	1.6 gpm (6.0 lpm)	1.1 gpm (4.2 lpm)
Volume per cycle	3.4 oz (100 cc)	2.4 oz (70 cc)	1.4 oz (40 cc)	3.4 oz (100 cc)	2.4 oz (70 cc)
Air consumption @ 100 psi (7 bar, 0.7 MPa) @ 20 cpm	7 scfm (0.20 m ³ /min)	7 scfm (0.20 m ³ /min)	7 scfm (0.20 m ³ /min)	16 scfm (0.45 m ³ /min)	16 scfm (0.45 m ³ /min)
Sound level @ 100 psi (7 bar, 0.7 MPa) @ 20 cpm	73 dBA	73 dBA	73 dBA	76 dBA	76 dBA
Air inlet, pump	1/4 npt(m) or 3/8 BSPP(m)	1/4 npt(m) or 3/8 BSPP(m)	1/4 npt(m) or 3/8 BSPP(m)	1/4 npt(m) or 3/8 BSPP(m)	1/4 npt(m) or 3/8 BSPP(m)
Fluid inlet, pump	3/4 npt(m) or M26 x 1.5 (f)	3/4 npt(m) or M26 x 1.5 (f)	3/4 npt(m) or M26 x 1.5 (f)	3/4 npt(m) or M26 x 1.5 (f)	3/4 npt(m) or M26 x 1.5 (f)
Fluid outlet, pump	3/8 npt(m) or 3/8 BSPP(f)	3/8 npt(m) or 3/8 BSPP(f)	3/8 npt(m) or 3/8 BSPP(f)	3/8 npt(m) or 3/8 BSPP(f)	3/8 npt(m) or 3/8 BSPP(f)
Air inlet, package	1/4 npt(f)	1/4 npt(f)	1/4 npt(f)	1/4 npt(f)	1/4 npt(f)
Weight, bare pump	28 lbs (13 kg)	27 lbs (12 kg)	26 lbs (12 kg)	33 lbs (15 kg)	32 lbs (14 kg)
Instruction manual, bare	309462	309462	309462	309462	309462
Instruction manual, pkgs	309463	309463	309463	309463	309463

Accessories

245717	5 Liter (1.3 gal) Stainless Steel Cup Kit Requires part number 233888, 22 mm adapter.
245724	Siphon Hose and Strainer Fits up to 8 gal (30 l) container, waterborne (nitrile). Requires part number 233888, 22 mm adapter.
245737	Siphon Hose and Strainer Fits up to 55 gal (200 l) container, waterborne (nitrile). Requires part number 233888, 22 mm adapter.
287258	Siphon Hose and Strainer Fits up to 8 gal (30 l) container, solvent resistant (nylon/rubber). Requires part number 233888, 22 mm adapter.
287259	Siphon Hose and Strainer Fits up to 55 gal (200 l) container, solvent resistant (nylon/rubber). Requires part number 233888, 22 mm adapter.
233888	Pump Inlet Elbow Swivel, Stainless Steel Use to connect siphon hose to pump inlet. M26(m) x 22 mm tube fittings.
245681	Pump Inlet Adapter, Stainless Steel 3/4 npt(m) x M26(m)
243340	Pail Cover with Agitator Use to agitate material in a 5 gal (18.9 l) pail.
222121	Fluid Regulator, Stainless Steel Maximum working pressure: 1500 psi (103 bar, 10.3 MPa). Regulator range: 150-1200 psi (10-82 bar, 1-8.2 MPa).
223160	Pump Outlet Fluid Filter, Stainless Steel 60 mesh (250 micron), 5000 psi (350 bar, 35 MPa), 3/8 npt (f) inlet, 1/4 npt (f) outlet.

Accessories (continued)

224458	Replacement Filter Screen Element 3-pack elements, 30 mesh, SST
224459	Replacement Filter Screen Element 3-pack elements, 60 mesh, SST
245718	Pump Air Inlet Adapter 1/4 npt(m) x 15.5 mm diameter
245682	Pump Air Inlet Adapter 3/8 BSPP(m) x 15.5 mm diameter
15A724	Pump Repair Tool Use to disassemble lower displacement pump.
246325	316 SST Ball Kit 15:1 and 30:1 (1.6 gpm) Replaces 440 SST balls for high corrosive applicators.
246324	316 SST Ball Kit 20:1 and 40:1 Replaces 440 SST balls for high corrosive applicators.
246323	316 SST Ball Kit 30:1 (0.6 gpm) Replaces 440 SST balls for high corrosive applicators.

Spray Guns

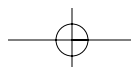
Merkur 15:1 packages configured with G15 gun. All other Merkur packages configured with G40. See Ordering Information for specific gun and package options.

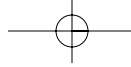
All guns include tip of choice

249233	G15 Air-Assisted Spray Gun
287926	G15 Carbide Air-Assisted Spray Gun
249242	G40 Air-Assisted Spray Gun

For more information reference AA Series Brochure, 336937.

For repair kit information reference Merkur Pump manual, 309462.





Ordering Information

1. Select appropriate pump model based on pressure and flow requirements.
2. When ordering a package, select wall or cart mount configuration.
3. Select package with G15 spray gun, G15 Carbide spray gun, G40 spray gun or bare.
4. Order part number.

	Stainless Steel	Part No.	Thread Design	Bare Pump	Wall Mount	Cart Mount	No. of Air Regulators	Fluid Filter	5 gal (18.9 l) Siphon Hose	Fluid Swivel @ Gun Inlet	Fluid Whip Hose, 2 ft (0.6 m)	Fluid Hose, 25 ft (7.6 m)	Air Hose, 25 ft (7.6 m)	Applicator
Merkur 15:1 Pumps 1.6 gpm (6.0 lpm)	•	233818	npt	•			0							none
	•	233896	npt		•		0							none
	•	233901	npt		•		1		•					none
	•	233906	npt		•		2	•	•	•		•	•	G15
	•	228120	npt		•		2	•	•	•		•	•	G15 Carbide
	•	233921	npt			•	1		•					none
	•	233926	npt			•	2	•	•	•		•	•	G15
	•	288123	npt			•	2	•	•	•		•	•	G15 Carbide
Merkur 20:1 Pumps 1.1 gpm (4.2 lpm)	•	233819	npt	•			0							none
	•	233897	npt		•		0							none
	•	233902	npt		•		1		•					none
	•	233907	npt		•		2	•	•	•	•	•	•	G40
	•	233922	npt			•	1		•					none
	•	233927	npt			•	2	•	•	•	•	•	•	G40
Merkur 30:1 Pumps 0.6 gpm (2.4 lpm)	•	233820	npt	•			0							none
	•	233898	npt		•		0							none
	•	233903	npt		•		1		•					none
	•	233908	npt		•		2	•	•	•	•	•	•	G40
	•	233923	npt			•	1		•					none
	•	233928	npt			•	2	•	•	•	•	•	•	G40
Merkur 30:1 Pumps 1.6 gpm (6.0 lpm)	•	233821	npt	•			0							none
	•	233899	npt		•		0							none
	•	233904	npt		•		1		•					none
	•	233909	npt		•		2	•	•	•	•	•	•	G40
	•	233924	npt			•	1		•					none
	•	233929	npt			•	2	•	•	•	•	•	•	G40
Merkur 40:1 Pumps 1.1 gpm (4.2 lpm)	•	233822	npt	•			0							none
	•	233900	npt		•		0							none
	•	233905	npt		•		1		•					none
	•	233910	npt		•		2	•	•		•	•	•	G40
	•	233925	npt			•	1		•					none
	•	233930	npt			•	2	•	•	•	•	•	•	G40

Notes: Flow rates are reported @ 60 cpm (cycles per minute)

All written and visual data contained in this document are based on the latest product information available at the time of publication. Graco reserves the right to make changes at any time without notice.

Call today for product information or to request a demonstration.
1.877.84GRACO (1-877-844-7226) or visit us at www.graco.com.

©2006-2002 Graco Inc. Form No. 320459 Rev. G 5/07 Printed in the U.S.A.
 All other brand names or marks are used for identification purposes and are trademarks of their respective owners.

